QUAD CITY TV
AV PRESENTATION SYSTEMS-ANDOVER
SUBMITTALS

SHEET LIST TABLE	
AV-001	COVER
AV-010	LEGEND
AV-100	FLOOR PLAN
AV-200	RCP
AV-550	CUSTOM PANELS
AV-560	FRAME LAYOUTS
AV-600	VIDEO SOURCES
AV-601	VIDEO MATRIX
AV-602	DISPLAYS
AV-603	MICROPHONES
AV-604	AUDIO
AV-605	CONTROL

alphavideo
7690 Golden Triangle Dr.
Eden Prairie, MN 55344
PH: (952)896-9898 FAX: (952)896-9899

QUAD CITY TV
AV PRESENTATION SYSTEMS-ANDOVER

Community Television
ANDOVER | ANOKA | CHAMPLIN | RAMSEY

QUAD CITY TV
QUAD CITY
12345 UNIVERSITY AVE N.
CHAMPLIN, MN 55316

DRAWING STATE:
SUBMITTALS

REVISION HISTORY

REV	DESCRIPTION	DATE

CLIENT NAME: QUAD CITY TV
PROJECT NAME: AV PRESENTATION SYSTEMS-ANDOVER
PROJECT NO: QUA004-AA001

DESIGN ENGINEER	DRAFTED BY
DAVID SOUKUP	ANDREW RYAN
SALES PERSON	PROJECT MANAGER
MIKE POUH	ERIC BURCH

SHEET NAME: COVER

SHEET NUMBER: AV-001

© COPYRIGHT ALL RIGHTS RESERVED 2017

AUTOCAD PDF (GENERAL DOCUMENTATION).PC3
ARCH E (36.00 X 48.00 INCHES)
PORTRAIT
NO YELLOW CTB
QUA004-AA001-QUAD CITY TV-AV PRESENTATION SYSTEMS-ANDOVER
C:\Alpha_Engineering\Projects\Quad City TV\QUA004-AA001 - AV Presentation Systems\AV-001 COVER-ANDOVER.dwg
12.1.2017
Base

GENERAL NOTES

GENERAL

1. SYSTEM AND COMPONENTS WILL BE INSTALLED IN A NEAT AND PROFESSIONAL MANNER.
2. ALL EQUIPMENT WILL BE NEW AND BLEMISH FREE UNLESS OTHERWISE NOTED IN THIS DOCUMENT.
3. ANY ABOVE CEILING COMPONENTS SHALL BE INSTALLED WITH TRIM RINGS AND/OR GROMMETS WHEN NECESSARY.
4. ALL RACK EQUIPMENT WILL BE INSTALLED USING PROPER MANUFACTURE SUPPLIED MOUNTING HARDWARE.
5. ALL RACK OPEN SPACES WILL BE FILLED WITH EITHER A BLANK OR VENT PANEL.
6. ALL RACKS WILL HAVE PROPER VENTILATION AS SPECIFIED TO PREVENT HEAT BUILDUP AND INCREASE EQUIPMENT LIFE EXPECTANCE.
7. DIMENSIONS ARE INDICATED ON AUDIOVISUAL DRAWINGS WHERE CRITICAL TO THE INSTALLATION AND PERFORMANCE OF THE AUDIOVISUAL DEVICES.
8. THE ARCHITECTURAL FURNITURE ILLUSTRATED ON THE AUDIOVISUAL DRAWINGS ARE FOR REFERENCE ONLY.
9. POWER, VOICE & DATA SYMBOLS INDICATED ON THE AUDIOVISUAL DRAWINGS ARE FOR REFERENCE ONLY.

WIRING AND CABLES

1. ALL RACK CABLING WILL BE BUNDLED NEATLY WITH CABLE TIES OR HOOK & LOOP DEPENDING ON REQUIREMENTS.
2. LOW AND HIGH VOLTAGE CABLING WILL BE SEPARATED IN ACCORDING WITH NFPA 70 (NATIONAL ELECTRIC CODE) 2014 SPECIFICATIONS.
3. ALL CABLING IN CONDUIT WILL COMPLY WITH THE CONDUIT FILL SPECIFICATIONS IN NFPA 70 (NATIONAL ELECTRIC CODE) 2014.
4. PROPER STRAIN RELIEF AT CONNECTIONS AND JOINTS WILL BE USED.
5. SUFFICIENT SERVICE LOOPS SHALL BE PROVIDED FOR ALL ABOVE CEILING ELEMENTS, ABOVE RACKS, IN RACKS OR IN CABLE TRAYS SO THAT COMPONENTS MAY BE MINIMALLY MOVED OR SERVICED WITHOUT CABLE STRAIN.
6. ALL CONNECTORS ARE SIZED TO FIT THE SPECIFIC CABLING AND ARE INSTALLED IN ACCORDANCE WITH MANUFACTURE SPECIFICATIONS.
7. ALL PERMANENTLY INSTALLED CABLING SHALL BE INSTALLED WITH PERMANENT SYSTEM LABELS.
8. WHERE CONDUIT IS TO BE SURFACE RUN, THE CONTRACTOR SHALL VERIFY THE CONDUIT FINISH.

BACK BOX LOCATIONS AND MOUNTING

1. PROVIDE BLANK COVER PLATES AT ALL NON-USED AUDIOVISUAL JUNCTION BOXES. VERIFY ALL COVER PLATE FINISHES WITH CLIENT.
2. VERIFY MOUNTING CONDITIONS, HEIGHTS AND LOCATIONS OF ALL AUDIOVISUAL JUNCTION BOXES, BACK BOXES AND FLOOR BOXES WITH CLIENT/ARCHITECT.

STRUCTURAL COORDINATION:

1. CEILING MOUNTED SPEAKER ENCLOSURES SHALL BE SUPPORTED FROM OVERHEAD STRUCTURE. DO NOT HANG SPEAKER ENCLOSURES FROM FINISHED CEILING.
2. ALL HANGING OR FREE STANDING EQUIPMENT AND CABINETS FURNISHED INCLUDING, BUT NOT LIMITED TO, RACKS, LOUDSPEAKERS, PROJECTION SCREENS AND TV MONITORS, SHALL BE SECURED TO SUBSTANTIAL BUILDING STRUCTURE AS PRESCRIBED BY GOVERNING CODES.

INSTALLER TESTING AND ADJUSTMENTS

1. PROPER GROUNDING WILL BE VERIFIED ON ALL EQUIPMENT.
2. VIDEO DISPLAYS SHALL BE PROPERLY ALIGNED AND FREE FROM DISTORTION.
3. CABLING AND LOUDSPEAKERS SHALL BE TESTED FOR PROPER POLARITY.
4. AUDIO SHALL BE FREE OF DISTORTION, HUMS, BUZZES OR POPS.
5. LOUDSPEAKER SYSTEMS SHALL BE TESTED AND EQUALIZED TO PROVIDE UNIFORM FREQUENCY RESPONSE.
6. CONTROL SYSTEM PROGRAM SHALL BE TESTED FOR PROPER SYSTEM OPERATION AND SHALL BE FREE OF GLITCHES. ANY ISSUES WILL BE BROUGHT TO THE ATTENTION OF THE PROGRAMMER FOR CORRECTION.

TYPICAL ABBREVIATIONS

ADA	AMERICAN DISABILITIES ACT
AFC	ABOVE FINISHED CEILING
AFF	ABOVE FINISHED FLOOR
ALS	ASSISTIVE LISTENING SYSTEM
APPROX	APPROXIMATELY
ASS'Y	ASSEMBLY
AV	AUDIOVISUAL
AVC	AUDIOVISUAL CONTRACTOR
B.O.	BOTTOM OF
BMS	BUILDING MANAGEMENT SYSTEM
BP	BUILDING POWER
C	CONDUIT
CL	CENTERLINE
CLG	CEILING
CLR	CLEAR
CO	CONDUIT ONLY
CONT	CONTINUOUS
COORD	COORDINATE
CU	COPPER
DIM	DIMENSION
DN	DOWN
DWG	DRAWING
EC	ELECTRICAL CONTRACTOR\
EE	ELECTRICAL ENGINEER
EMB	ELECTRONIC MARKER BOARD
EWB	ELECTRONIC WHITE BOARD
ENC	ENCLOSURE
EP	ELECTRICAL PANEL
EQ, EQUIP	EQUIPMENT
ER	EQUIPMENT RACK
FLR	FLOOR
FOP	FRONT OF PROJECTOR
FOS	FACE OF SCREEN
FURN	FURNITURE
G, GND	GROUND
GC	GENERAL CONTRACTOR
HV	HIGH VOLTAGE
IG	ISOLATED GROUND
IR	INFRARED
JB	JUNCTION BOX
LBS	POUNDS
LCI	LOW VOLTAGE LIGHTING CONTROL INTERFACE
LV	LOW VOLTAGE
MAX	MAXIMUM
MB	MARKER BOARD
MCI	LOW VOLTAGE MOTOR CONTROL INTERFACE
MFR	MANUFACTURER
MIN	MINIMUM
MTD	MOUNTED
N	NEUTRAL
N/A	NOT APPLICABLE
NEC	NATIONAL ELECTRICAL CODE
N.I.C.	NOT IN CONTRACT
NO., #	NUMBER
NTS	NOT TO SCALE
OFE	OWNER FURNISHED EQUIPMENT
OFCI	OWNER FURNISHED, CONTRACTOR INSTALLED
OFOI	OWNER FURNISHED, OWNER INSTALLED
OSE	OWNER SUPPLIED EQUIPMENT
PA	PUBLIC ADDRESS/OVERHEAD PAGING
PB	PULL BOX
PROJ	PROJECTION
PROV'D	PROVIDED
PWR	POWER
RECEPT	RECEPTACLE
REQ'D	REQUIRED
RH	RECEPTACLE HEIGHT
RM	ROOM
SCRN	SCREEN
SH	SWITCH HEIGHT
SIM	SIMILAR
SPEC	SPECIFICATIONS
SPK	SPEAKER (LOUDSPEAKER)
SW	SWITCH
TEL	TELEPHONE
TEL/COMM	TELECOMMUNICATION
T.O.	TOP OF
TYP	TYPICAL
UG	UNDERGROUND
UON/U.O.N.	UNLESS OTHERWISE NOTED
UPS	UNINTERRUPTIBLE POWER SUPPLY
VIF	VERIFY IN FIELD
W/	WITH
W/O	WITH OUT

TYPICAL SIGNAL FLOW EQUIPMENT LEGEND

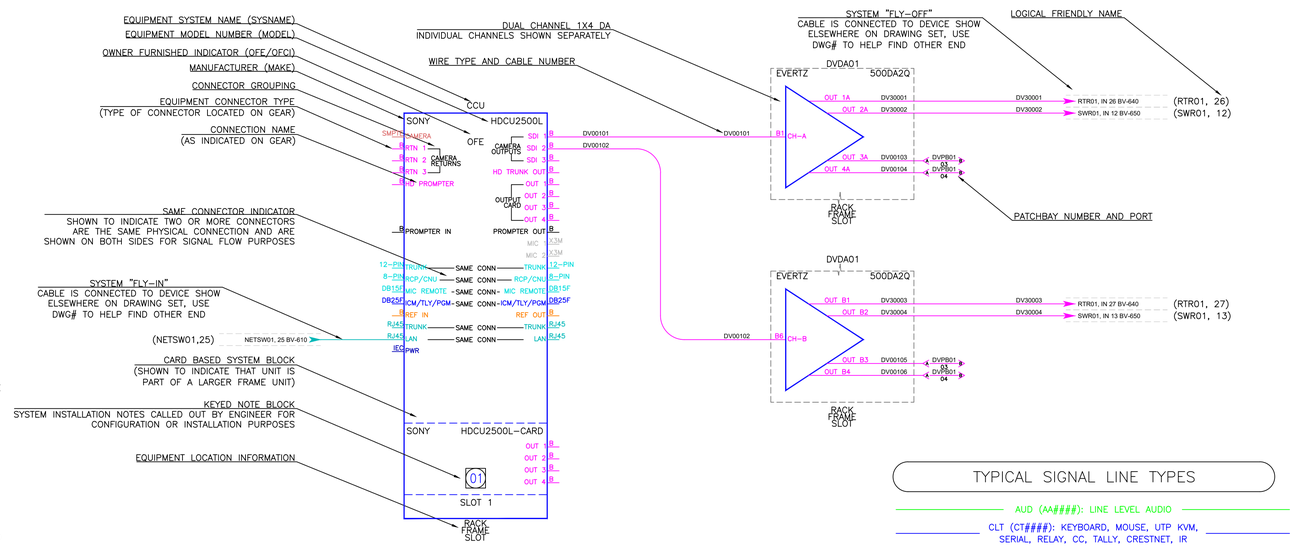

TYPICAL SIGNAL LINE TYPES

- AUD (AA####): LINE LEVEL AUDIO
- CLT (CT####): KEYBOARD, MOUSE, UTP KVM, SERIAL, RELAY, CC, TALLY, CRESTNET, IR
- COM (CM####): ANALOG PHONE, INTERCOM
- DAT (IP####): ETHERNET STANDARD DEVICES
- DGA (DA####): AES, S/PDIF, MADI
- DGV (DV####): SDI, HDSDI, DVI, HDMI, DISPLAY PORT, ASI
- DM (DM####): DIGITAL MEDIA CONNECTIONS
- MIC (MC####): MICROPHONE LEVEL AUDIO
- PWR (PW####): POWER CONNECTIONS
- RF (RF####): QAM, ATSC, NTSC, MICROPHONE/ASSISTIVE LISTENING ANTENNAS
- RGB (RG####): RGB, RGBHV, VGA, COMPONENT
- SPK (SP####): SPEAKER LEVEL
- SYN (SY####): BLACK BURST, TRI-LEVEL, DARS, SMPTE, WORD CLOCK, NTP, LTC
- VID (VA####): COMPOSITE, S-VIDEO

TYPICAL ELECTRICAL DRAWING SYMBOLS

- CONDUIT CONCEALED UNDERGROUND
- EXPOSED CONDUIT
- CONDUIT STUBBED OUT
- CONDUIT DOWN
- CONDUIT UP
- GROUND CONNECTION
- CONDUIT STUBBED DOWN
- CONDUIT STUBBED UP
- JUNCTION BOX, SIZE PER NEC
- JUNCTION BOX FOR POWER , SIZE PER NEC
- JUNCTION BOX, WALL MOUNTED, SIZE PER NEC (CONFIRM LOCATION AND HEIGHT)
- DUPLEX RECEPTACLE, CEILING MOUNTED (20 AMP, 3 WIRE, 120 VOLT)
- DUPLEX RECEPTACLE, FLUSH IN WALL, +15" (20 AMP, 3 WIRE, 120 VOLT)
- DOUBLE DUPLEX RECEPTACLE, FLUSH IN WALL (20 AMP, 3 WIRE, 120 VOLT)
- DUPLEX RECEPTACLE, FLUSH IN FLOOR IN WT J-BOX (20 AMP, 3 WIRE, 120 VOLT)
- QUAD RECEPTACLE, FLUSH IN FLOOR IN WT J-BOX (20 AMP, 3 WIRE, 120 VOLT)
- DRAWING KEY NOTES
- CONDUIT NOTES

TYPICAL ARCHITECTURAL DRAWING SYMBOLS

- 16:9 CEILING MOUNTED PROJECTOR
- CEILING MOUNTED PROJECTION SCREEN
- WALL MOUNTED FLAT PANEL DISPLAY W/SPEAKERS
- CEILING MOUNTED LOUDSPEAKER
- LAPTOP CABLE CUBBY
- SLIDING WHITEBOARD PROJECTION SCREEN
- MEDIA INPUT PANEL
- ALS — ASSISTIVE LISTENING SYSTEM
- WIRED TOUCHSCREEN CONTROL PANEL
- LECTERN
- CEILING MOUNTED FLAT PANEL DISPLAY
- WALL MOUNTED LOUDSPEAKER
- WALL MOUNTED CAMERA
- CATV — IPTV – TV CALLOUT
- AV — AV WALL PLATE
- AVC — AV EQUIPMENT BOX – CEILING
- MIC — WIRELESS MIC ANTENNA
- CAM — CAMERA J-BOX
- CAM — CAMERA J-BOX CEILING
- CP — CONTROL PANEL – TOUCH SCREEN
- FB — FLOOR BOX
- FPD — FLAT PANEL DISPLAY
- FP — FLAT PANEL DISPLAY (CEILING)
- S — WALL MOUNTED LOUDSPEAKER
- SC — SCREEN J-BOX (CEILING)
- VP — PROJECTOR PULL BOX
- ER — EQUIPMENT RACK
- VC — VOLUME CONTROL
- XX — DETAIL, OR PARTIAL PLAN IDENTIFICATION
- XX — SHEET NUMBER
- XX/XX — ELEVATION IDENTIFICATION
- XX — SHEET NUMBER

TYPICAL RACK ELEVATION DRAWING

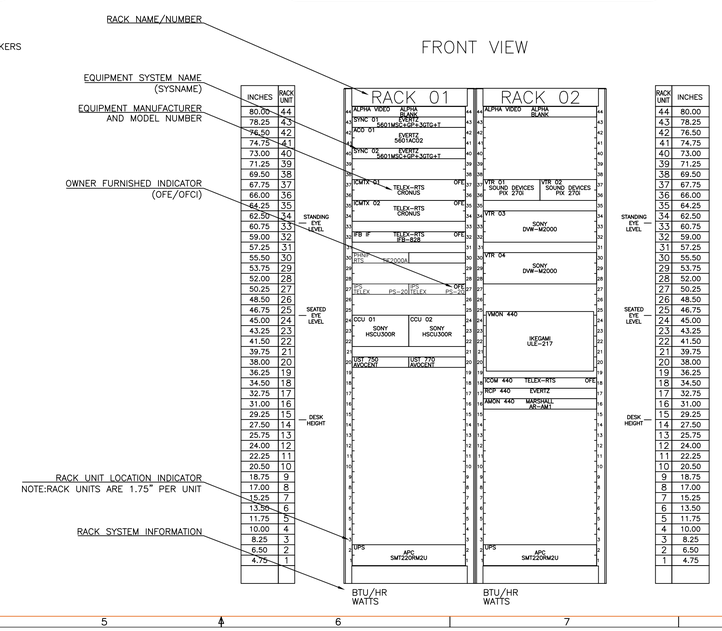

TYPICAL LINE DRAWING SYMBOLS

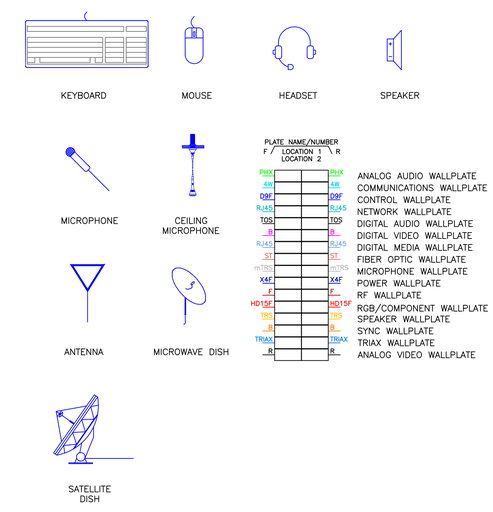

KEYED NOTES	
NUMBER	NOTE
01	CARD TO BE INSTALLED ON SITE.

alphavideo
7690 Golden Triangle Dr.
Eden Prairie, MN 55344
PH: (952)896-9898 FAX: (952)896-9899

QUAD CITY TV

AV PRESENTATION SYSTEMS-ANDOVER

QUAD CITY TV
COMMUNITY TV
10264 ERISKEN AVE N
CHAMPLIN, MN 55316

DRAWING STATE: SUBMITTALS

REVISION HISTORY

REV	DESCRIPTION	DATE

CLIENT NAME: QUAD CITY TV

PROJECT NAME: AV PRESENTATION SYSTEMS-ANDOVER

PROJECT NO: QUA004-AA001

DESIGN ENGINEER	DRAFTED BY
DAVID SOUKUP	ANDREW RYAN
SALES PERSON	PROJECT MANAGER
MIKE POCH	ERIC BURCH

SHEET NAME: LEGEND

SHEET NUMBER: AV-010

COPYRIGHT ALL RIGHTS RESERVED 2017

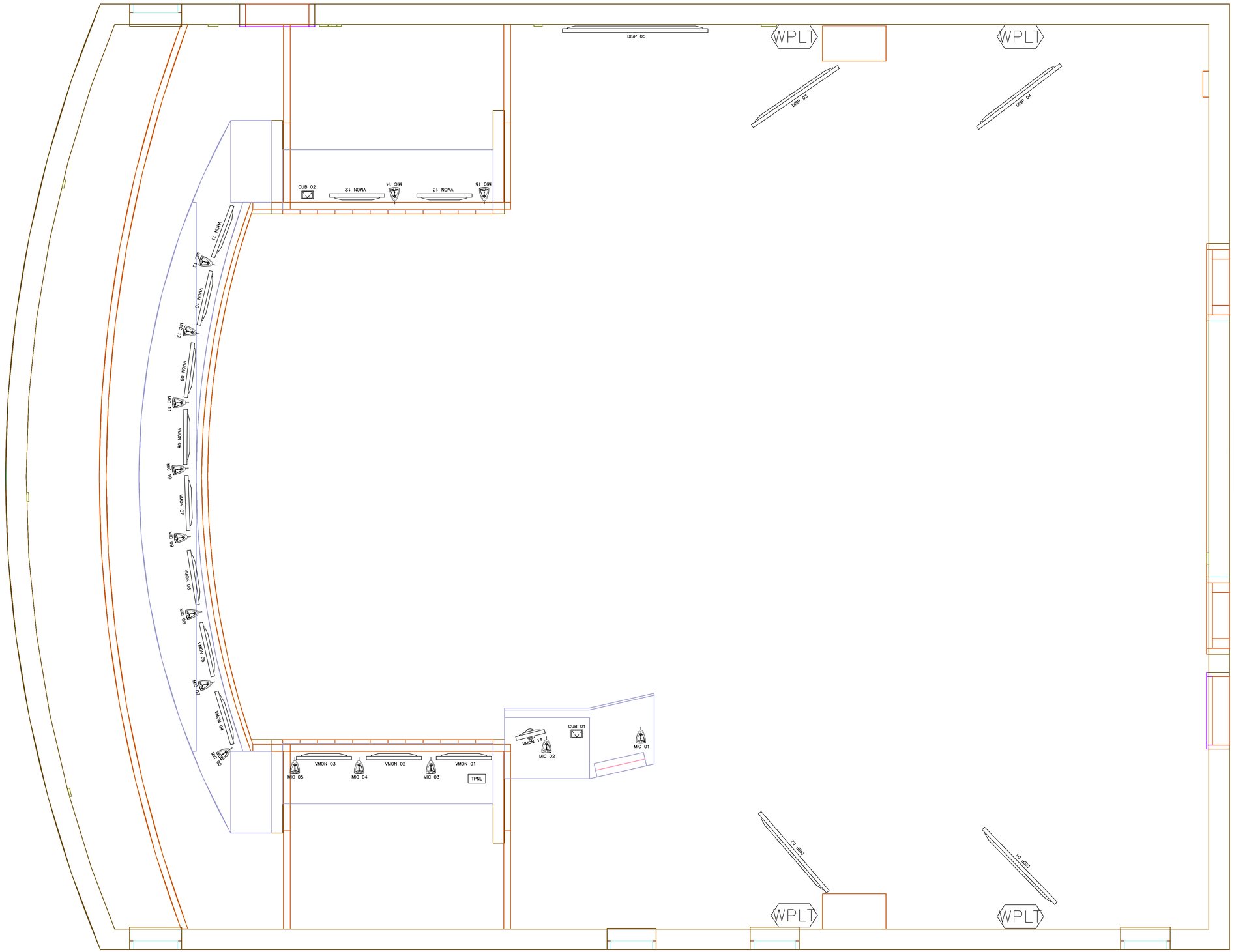

alphavideo
7690 Golden Triangle Dr.
Eden Prairie, MN 55344
PH: (952)896-9898 FAX: (952)896-9899

QUAD CITY TV

AV PRESENTATION SYSTEMS-ANDOVER

QCTV Community Television

ANDOVER | ANOKA | CHAMPLIN | RAMSEY

QUAD CITY TV
QUAD CITY
12345 UNIVERSITY AVE N.
CHAMPLIN, MN 55316

DRAWING STATE:
SUBMITTALS

REVISION HISTORY

REV	DESCRIPTION	DATE

CLIENT NAME: QUAD CITY TV
PROJECT NAME: AV PRESENTATION SYSTEMS-ANDOVER
PROJECT NO: QUA004-AA001

DESIGN ENGINEER	DRAFTED BY
DAVID SOUKUP	ANDREW RYAN
SALES PERSON	PROJECT MANAGER
MIKE POUH	ERIC BURCH

SHEET NAME: FLOOR PLAN

SHEET NUMBER: AV-100

© COPYRIGHT ALL RIGHTS RESERVED 2017

AUTOCAD PDF (GENERAL DOCUMENTATION).PC3
ARCH E (36.00 X 24.00 INCHES)
PORTRAIT
NO YELLOW CTB
QUA004-AA001-QUAD CITY TV-AV PRESENTATION SYSTEMS-ANDOVER
C:\Data_Engineering\Projects\Quad City TV\QUA004-AA001 - AV Presentation Systems\AV-100 FLOOR PLAN-ANDOVER.dwg
12.1.2017

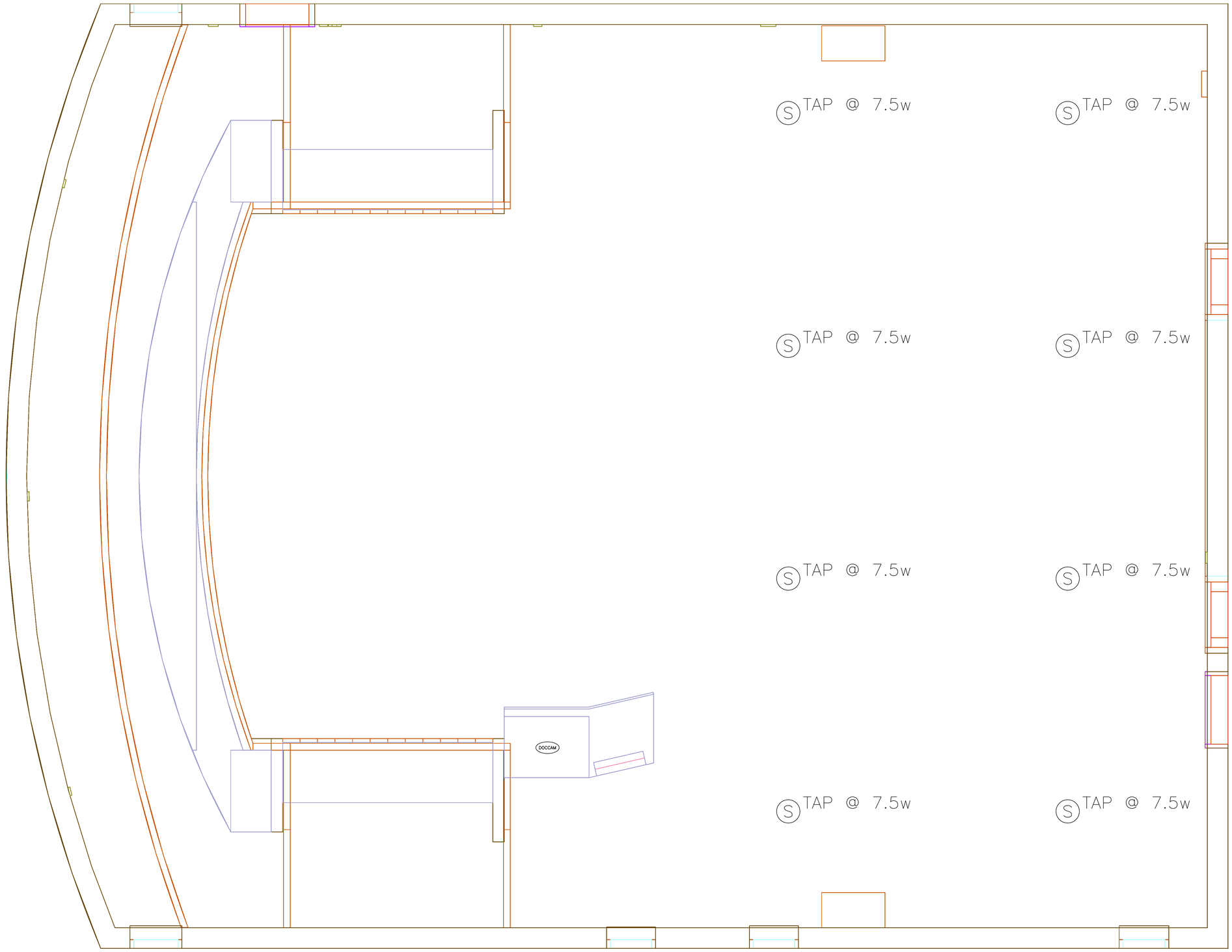

alphavideo
7690 Golden Triangle Dr.
Eden Prairie, MN 55344
PH: (952)896-9898 FAX: (952)896-9899

QUAD CITY TV
AV PRESENTATION SYSTEMS-ANDOVER

Community Television
ANDOVER | ANOKA | CHAMPLIN | RAMSEY

QUAD CITY TV
QUAD CITY TV
12340 PARKVIEW AVE N.
CHAMPLIN, MN 55316

DRAWING STATE:
SUBMITTALS

REVISION HISTORY		
REV	DESCRIPTION	DATE

CLIENT NAME: QUAD CITY TV
PROJECT NAME: AV PRESENTATION SYSTEMS-ANDOVER
PROJECT NO: QUA004-AA001

DESIGN ENGINEER	DRAFTED BY
DAVID SOUKUP	ANDREW RYAN
SALES PERSON	PROJECT MANAGER
MIKE POUH	ERIC BURCH

SHEET NAME: RCP

SHEET NUMBER: AV-200

© COPYRIGHT ALL RIGHTS RESERVED 2017

AUTOCAD PDF (GENERAL DOCUMENTATION).PC3
ARCH E (36.00 X 48.00 INCHES)
PORTRAIT
NO YELLOW CTB
QUA004-AA001-QUAD CITY TV-AV PRESENTATION SYSTEMS-ANDOVER
C:\Users\Engineering\Projects\Quad City TV\QUA004-AA001 - AV Presentation Systems-AV-200-RCP-ANDOVER.dwg
11-17-2017

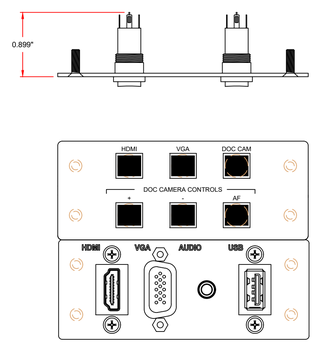

01 | CUB 01 (STAFF LEFT)

AV-550 | REF. SCALE: 1:1

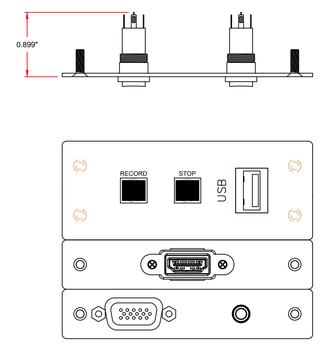

03 | CUB 02 (STAFF RIGHT)

AV-550 | REF. SCALE: 1:1

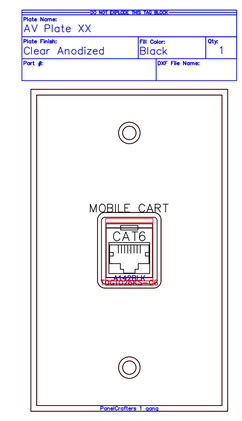

03 | WALL PLATE

AV-550 | REF. SCALE: 1:1

alphavideo
7690 Golden Triangle Dr.
Eden Prairie, MN 55344
PH: (952)896-9898 FAX: (952)896-9899

QUAD CITY TV
AV PRESENTATION SYSTEMS-ANDOVER

Community Television
ANDOVER | ANOKA | CHAMPLIN | RAMSEY

QUAD CITY TV
QUAD CITY TV
10800 CITY CENTER AVE N.
CHAMPLIN, MN 55316

DRAWING STATE:
SUBMITTALS

REVISION HISTORY

REV	DESCRIPTION	DATE

CLIENT NAME: QUAD CITY TV
PROJECT NAME: AV PRESENTATION SYSTEMS-ANDOVER
PROJECT NO: QUA004-AA001

DESIGN ENGINEER	DRAFTED BY
DAVID SOUKUP	ANDREW RYAN
SALES PERSON	PROJECT MANAGER
MIKE POUH	ERIC BURCH

SHEET NAME: CUSTOM PANELS
SHEET NUMBER: AV-550

© COPYRIGHT ALL RIGHTS RESERVED 2017

AUTOCAD PDF (GENERAL DOCUMENTATION).PC3
ARCH E (36.00 X 48.00 INCHES)
PORTRAIT
NO YELLOW CTB
QUAD-AA001-QUAD_CITY_TV-AV_PRESENTATION_SYSTEMS-ANDOVER
C:\Users\Engineering\Pragma\Quad City TV\QUAD-AA001 - AV Presentation Systems\AV-550-CUSTOM PANELS-ANDOVER.dwg
11.16.2017

MAKE: BIAMP
MODEL: TESIRA SERVER IO AVB
SYSNAME: DSP 01



MAKE: CRESTRON
MODEL: DM-MD8X8
SYSNAME: AVMTX 01

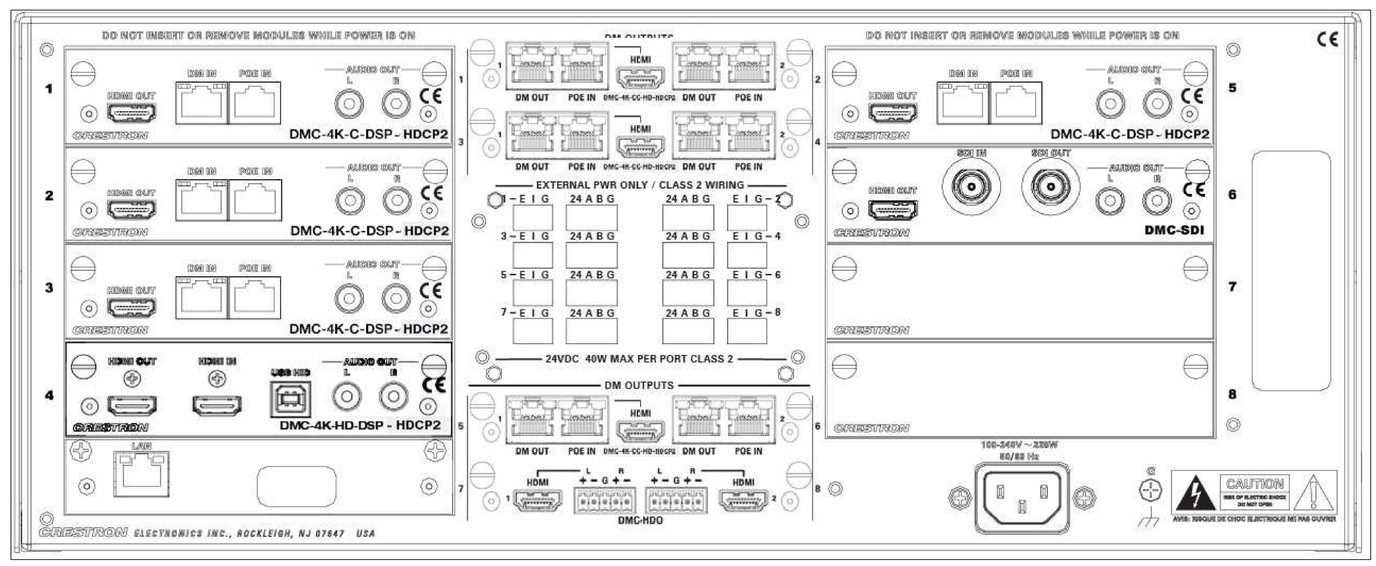

alphavideo
7690 Golden Triangle Dr.
Eden Prairie, MN 55344
PH: (952)896-9898 FAX: (952)896-9899

QUAD CITY TV
AV PRESENTATION SYSTEMS-ANDOVER

Community Television
ANDOVER | ANOKA | CHAMPLIN | RAMSEY

QUAD CITY TV
CHANNEL 17 & 7
10264 ERIDEN AVE N
CHAMPLIN, MN 55316

DRAWING STATE:
SUBMITTALS

REVISION HISTORY		
REV	DESCRIPTION	DATE

CLIENT NAME: QUAD CITY TV
PROJECT NAME: AV PRESENTATION SYSTEMS-ANDOVER
PROJECT NO: QUA004-AA001

DESIGN ENGINEER	DRAFTED BY
DAVID SOUKUP	ANDREW RYAN
SALES PERSON	PROJECT MANAGER
MIKE POCH	ERIC BURCH

SHEET NAME: FRAME LAYOUTS
SHEET NUMBER: AV-560

COPYRIGHT ALL RIGHTS RESERVED 2017

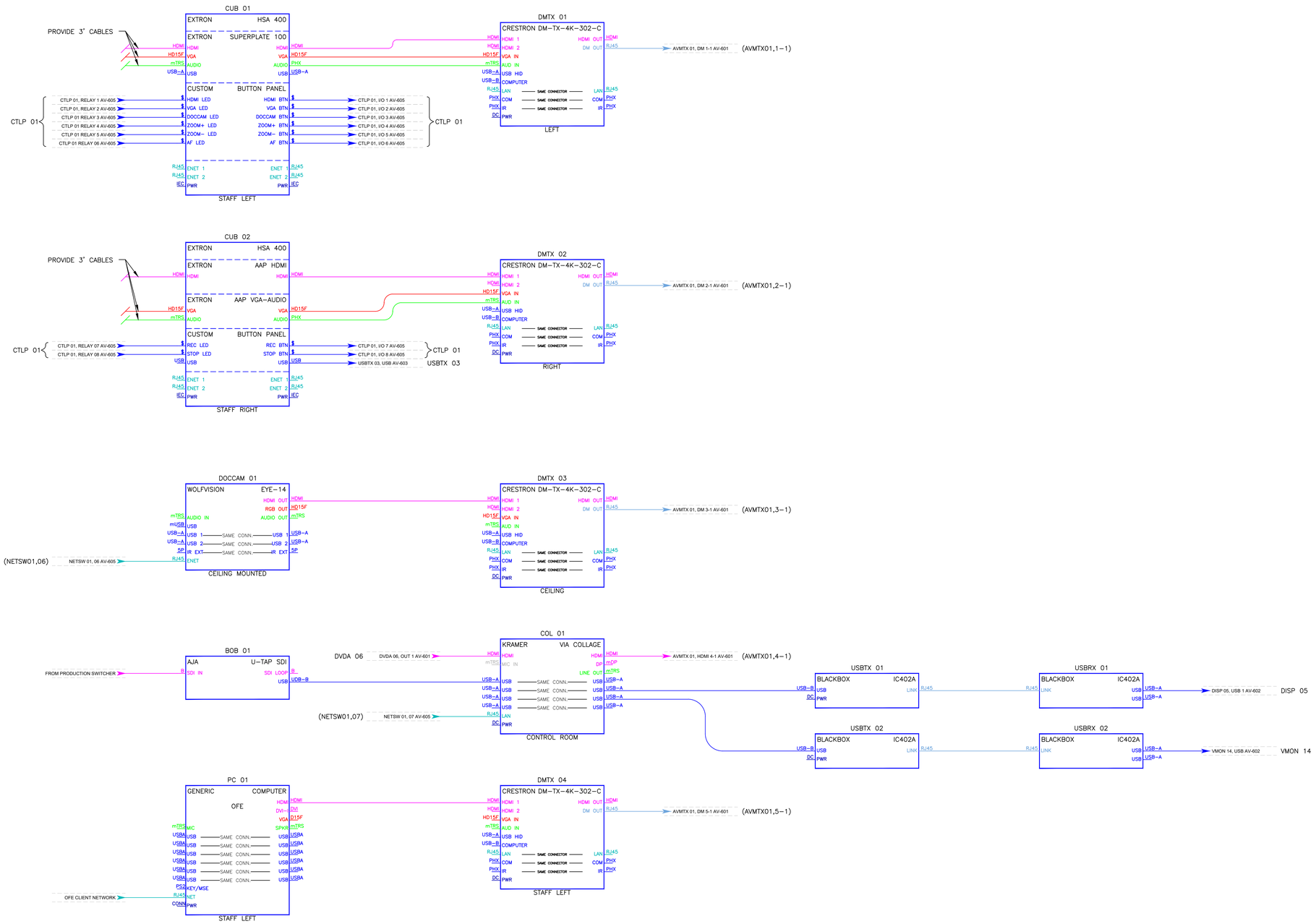

alphavideo
7690 Golden Triangle Dr.
Eden Prairie, MN 55344
PH: (952)896-9898 FAX: (952)896-9899

QUAD CITY TV

AV PRESENTATION SYSTEMS-ANDOVER

ANDOVER | ANOKA | CHAMPLIN | RAMSEY

QUAD CITY TV
QUAD CITY TV
12234 ENSIGN AVE N
CHAMPLIN, MN 55316

DRAWING STATE:
SUBMITTALS

REVISION HISTORY

REV	DESCRIPTION	DATE

CLIENT NAME: QUAD CITY TV
PROJECT NAME: AV PRESENTATION SYSTEMS-ANDOVER
PROJECT NO: QUA004-AA001

DESIGN ENGINEER	DRAFTED BY
DAVID SOUKUP	ANDREW RYAN
SALES PERSON	PROJECT MANAGER
MIKE POLH	ERIC BURCH

SHEET NAME:
VIDEO SOURCES

SHEET NUMBER:
AV-600

COPYRIGHT ALL RIGHTS RESERVED 2017

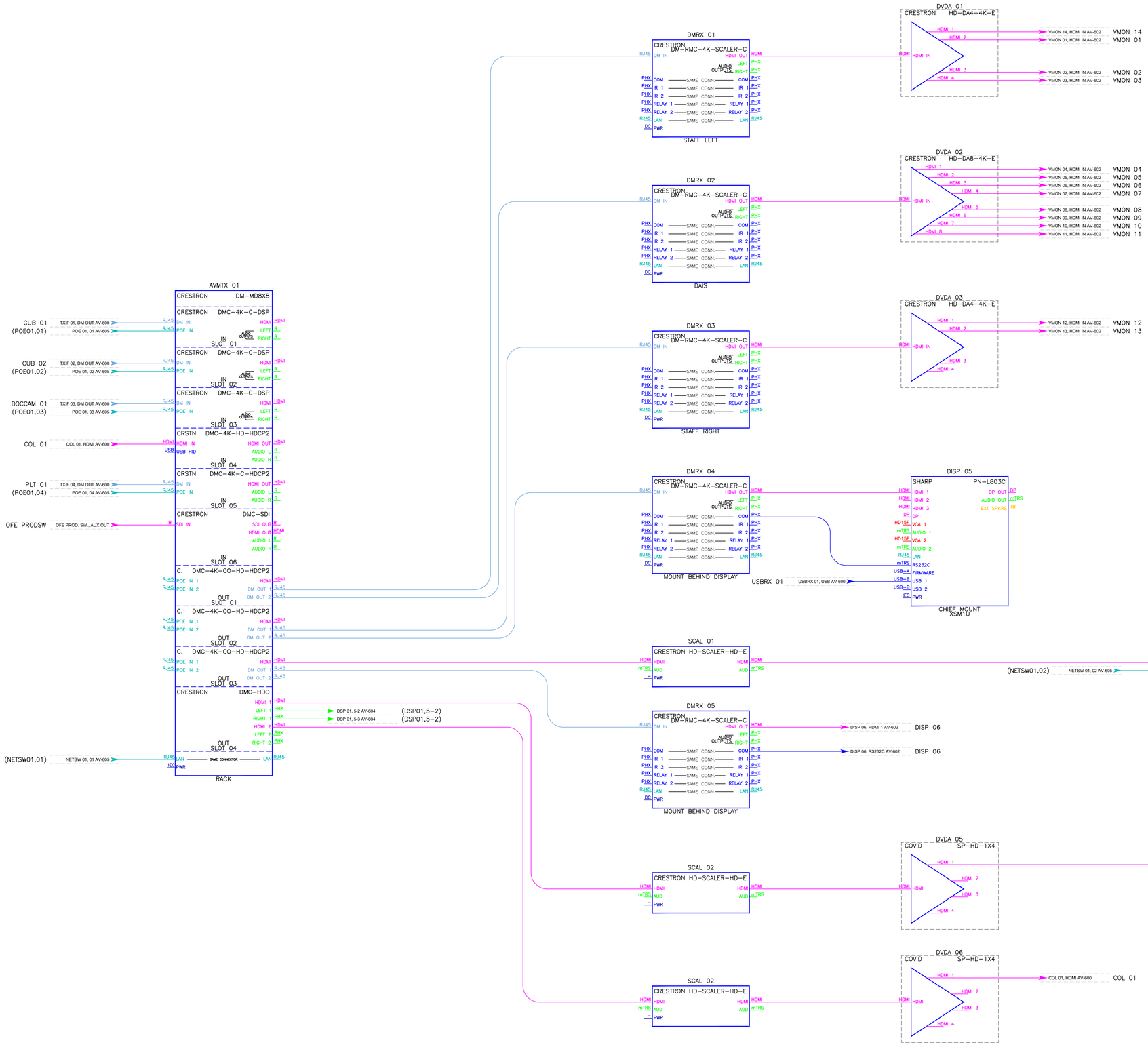

alphavideo
7690 Golden Triangle Dr.
Eden Prairie, MN 55344
PH: (952)896-9898 FAX: (952)896-9899

QUAD CITY TV
AV PRESENTATION SYSTEMS-ANDOVER

QCTV Community Television
ANDOVER | ANOKA | CHAMPLIN | RAMSEY

QUAD CITY TV
QUAD CITY TV
12204 ENSIGN AVE N
CHAMPLIN, MN 55316

DRAWING STATE:
SUBMITTALS

REVISION HISTORY

REV	DESCRIPTION	DATE

CLIENT NAME: QUAD CITY TV
PROJECT NAME: AV PRESENTATION SYSTEMS-ANDOVER
PROJECT NO: QUA004-AA001

DESIGN ENGINEER	DRAFTED BY
DAVID SOUKUP	ANDREW RYAN
SALES PERSON	PROJECT MANAGER
MIKE POLH	ERIC BURCH

SHEET NAME: VIDEO MATRIX
SHEET NUMBER: AV-601

COPYRIGHT ALL RIGHTS RESERVED 2017

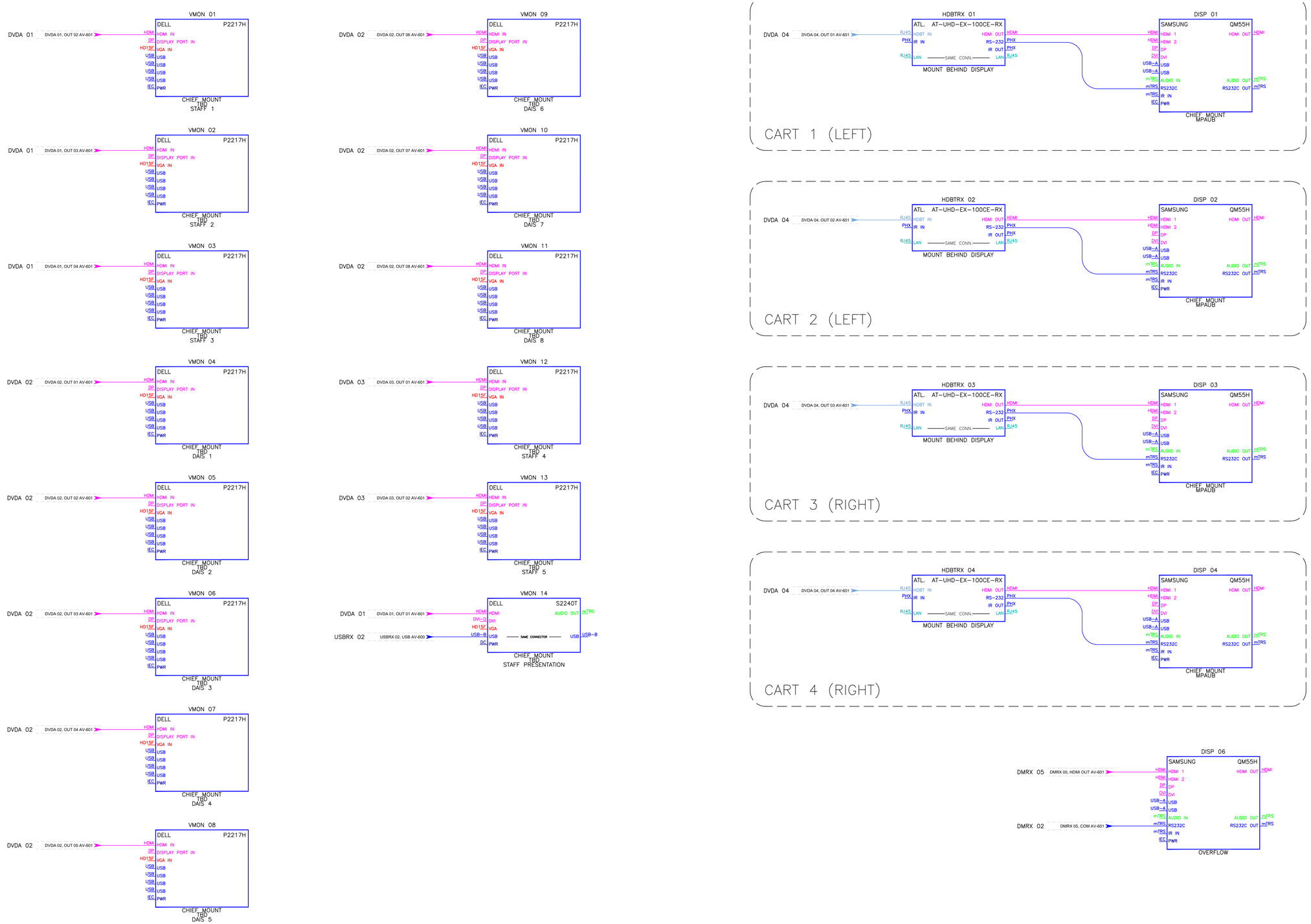

alphavideo
7690 Golden Triangle Dr.
Eden Prairie, MN 55344
PH: (952)896-9898 FAX: (952)896-9899

QUAD CITY TV
AV PRESENTATION SYSTEMS-ANDOVER

QCTV Community Television
ANDOVER | ANOKA | CHAMPLIN | RAMSEY

QUAD CITY TV
QUAD CITY TV
12204 ENDICIA AVE N
CHAMPLIN, MN 55316

DRAWING STATE:
SUBMITTALS

REVISION HISTORY		
REV	DESCRIPTION	DATE

CLIENT NAME: QUAD CITY TV
PROJECT NAME: AV PRESENTATION SYSTEMS-ANDOVER
PROJECT NO: QUA004-AA001

DESIGN ENGINEER	DRAFTED BY
DAVID SOUKUP	ANDREW RYAN
SALES PERSON	PROJECT MANAGER
MIKE POUH	ERIC BURCH

SHEET NAME: DISPLAYS

SHEET NUMBER: AV-602

COPYRIGHT ALL RIGHTS RESERVED 2017



MICROPHONE OPTION
MICROPHONE LOGIC OPTION

alphavideo
7690 Golden Triangle Dr.
Eden Prairie, MN 55344
PH: (952)896-9898 FAX: (952)896-9899

QUAD CITY TV
AV PRESENTATION SYSTEMS-ANDOVER

ANDOVER | ANOKA | CHAMPLIN | RAMSEY

QUAD CITY TV
QUAD CITY
10800 ZANE AVE N.
CHAMPLIN, MN 55316

DRAWING STATE: SUBMITTALS

REVISION HISTORY		
REV	DESCRIPTION	DATE

CLIENT NAME: QUAD CITY TV
PROJECT NAME: AV PRESENTATION SYSTEMS-ANDOVER
PROJECT NO: QUA004-AA001

DESIGN ENGINEER	DRAFTED BY
DAVID SOUKUP	ANDREW RYAN
SALES PERSON	PROJECT MANAGER
MIKE POUH	ERIC BURCH

SHEET NAME: MICROPHONES
SHEET NUMBER: AV-603

© COPYRIGHT ALL RIGHTS RESERVED 2017

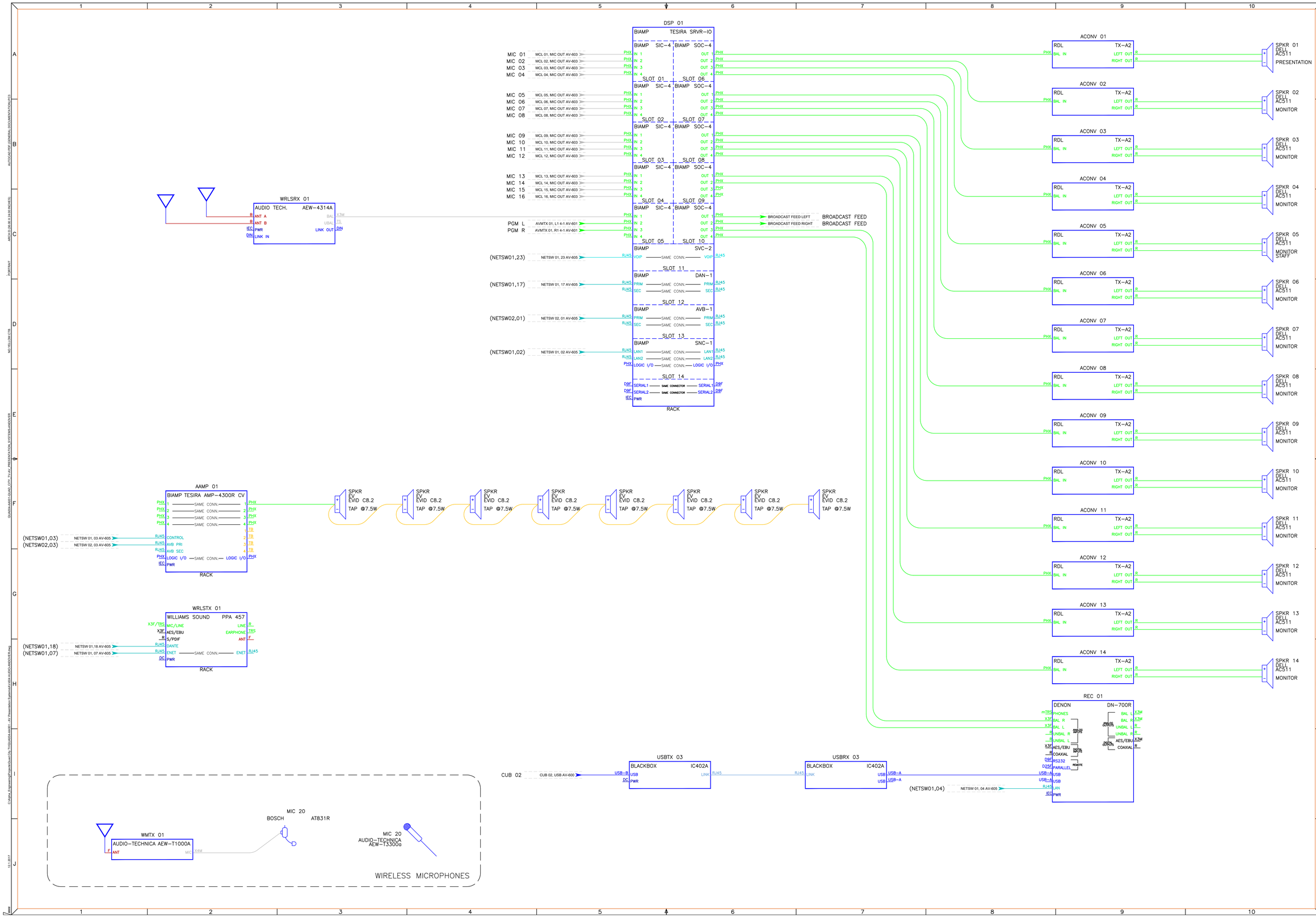

alphavideo
7690 Golden Triangle Dr.
Eden Prairie, MN 55344
PH: (952)896-9898 FAX: (952)896-9899

QUAD CITY TV
AV PRESENTATION SYSTEMS-ANDOVER

Community Television
ANDOVER | ANOKA | CHAMPLIN | RAMSEY

QUAD CITY TV
QUAD CITY TV
1320A ENSIGN AVE N
CHAMPLIN, MN 55316

DRAWING STATE:
SUBMITTALS

REVISION HISTORY

REV	DESCRIPTION	DATE

CLIENT NAME: QUAD CITY TV
PROJECT NAME: AV PRESENTATION SYSTEMS-ANDOVER
PROJECT NO: QUA004-AA001

DESIGN ENGINEER: DAVID SOUKUP	DRAFTED BY: ANDREW RYAN
SALES PERSON: MIKE POUHT	PROJECT MANAGER: ERIC BURCH

SHEET NAME: AUDIO
SHEET NUMBER: AV-604

COPYRIGHT ALL RIGHTS RESERVED 2017

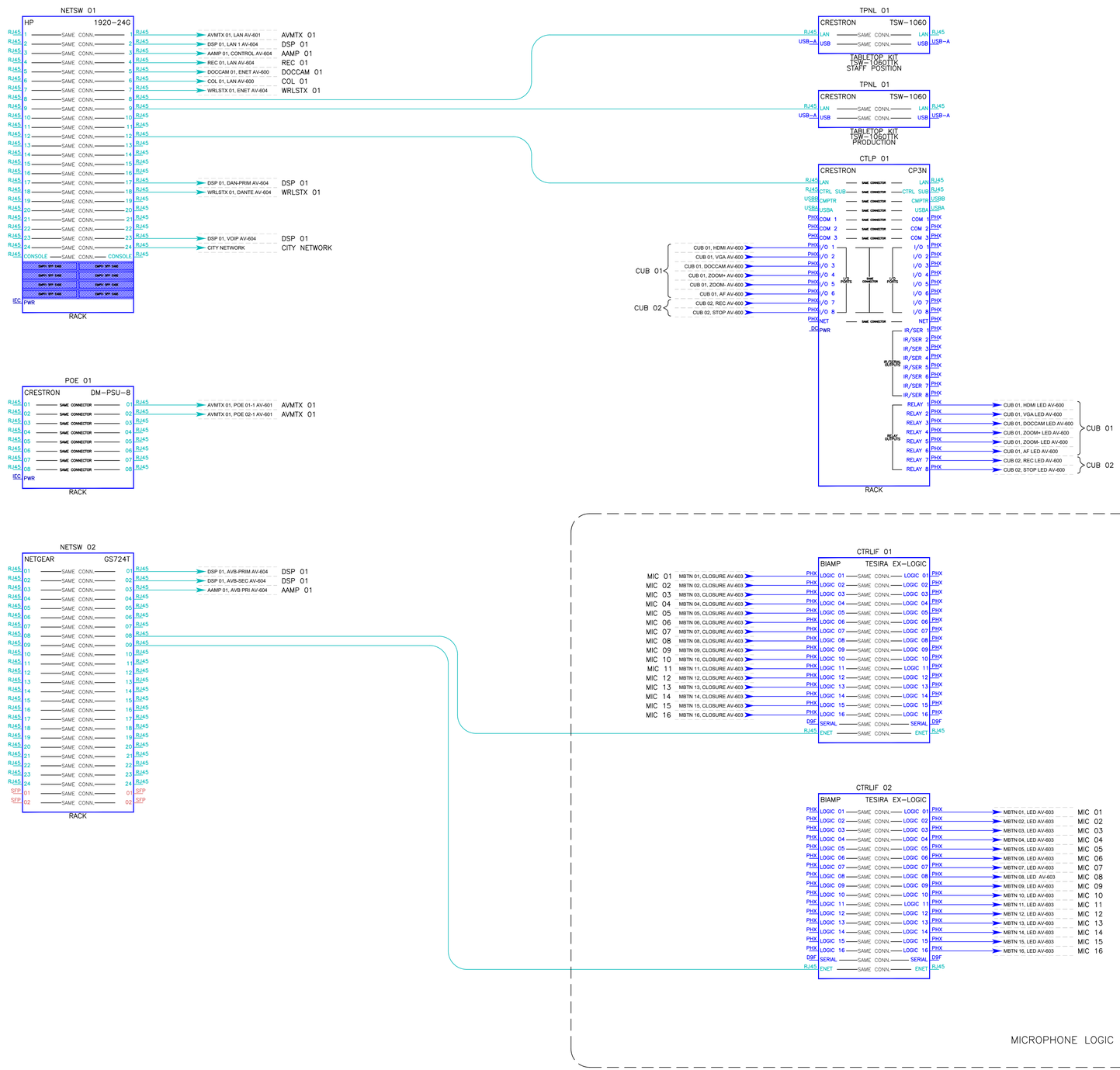

alphavideo
7690 Golden Triangle Dr.
Eden Prairie, MN 55344
PH: (952)896-9898 FAX: (952)896-9899

QUAD CITY TV
AV PRESENTATION SYSTEMS-ANDOVER

Community Television
ANDOVER | ANOKA | CHAMPLIN | RAMSEY

QUAD CITY TV
QUAD CITY TV
12204 ENSIGN AVE N
CHAMPLIN, MN 55316

DRAWING STATE:
SUBMITTALS

REVISION HISTORY		
REV	DESCRIPTION	DATE

CLIENT NAME: QUAD CITY TV
PROJECT NAME: AV PRESENTATION SYSTEMS-ANDOVER
PROJECT NO: QUA004-AA001

DESIGN ENGINEER	DRAFTED BY
DAVID SOUKUP	ANDREW RYAN
SALES PERSON	PROJECT MANAGER
MIKE POLH	ERIC BURCH

SHEET NAME: CONTROL
SHEET NUMBER: AV-605

© COPYRIGHT ALL RIGHTS RESERVED 2017